

Salient object detection, objectness proposals, and potential applications



Slides: Ming-Ming Cheng


Presenter: Jian Li



Tutorial webpage: <http://mmcheng.net/saltutorial/>

Predict fixation → detect salient object

- Fixation prediction
 - Predicting saliency points of human eye movement



- 📄 A model of saliency-based visual attention for rapid scene analysis. PAMI 1998, Itti et al.
- 📄 Saliency detection: A spectral residual approach. CVPR 2007, Hou et. al.
- 📄 Graph-based visual saliency. NIPS, Harel et. al.
- 📄 Quantitative analysis of human-model agreement in visual saliency modeling: A comparative study, IEEE TIP 2012, Borji et. al.


Predict fixation → detect salient object

- Eye tracker
 - Cognitive psychology, neurobiology, etc.



Predict fixation \rightarrow detect salient object

- Saliency detection as binary segmentation



(a) **MSRA10K**


(b) **ECSSD**

- 📄 Learning to detect a salient object. CVPR 2007, Liu et. al.
- 📄 Frequency-tuned salient region detection, CVPR 2009, Achanta et. al.
- 📄 Global contrast based salient region detection, CVPR 2011, Cheng et. al.
- 📄 Salient object detection: a benchmark, arXiv 2015, Ali et. al.

Salient object detection

- How to define salient objects?
 - Match the human annotators' behavior when they have been asked to pick a salient object in an image.




 Global contrast based salient region detection, IEEE TPAMI 2015 (CVPR 2011), Cheng et. al.

Salient object detection

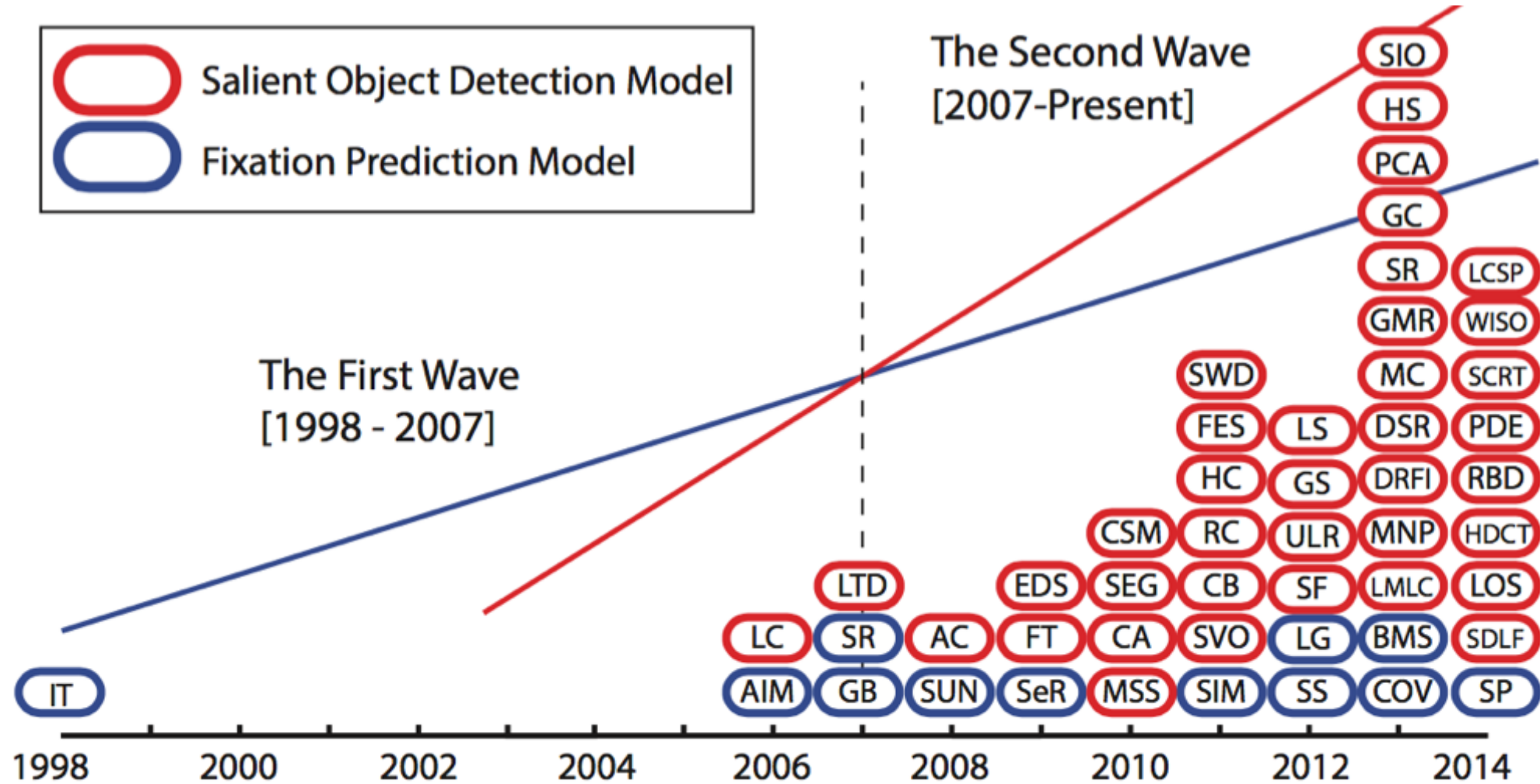
- High consistency among labelers.



PASCAL-S dataset


 The Secrets of Salient Object Segmentation, CVPR 2014, Li et. al.

Growing interest



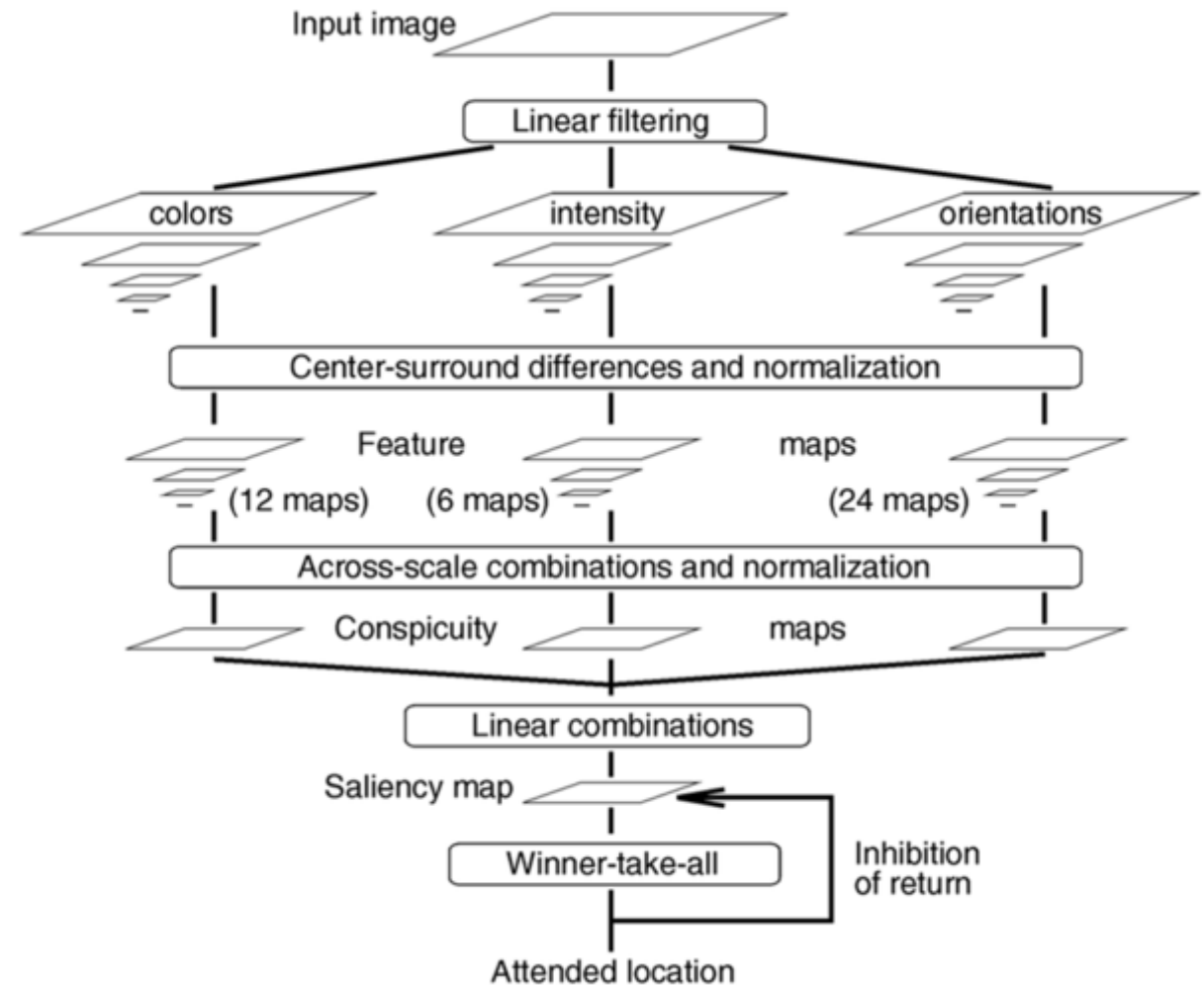
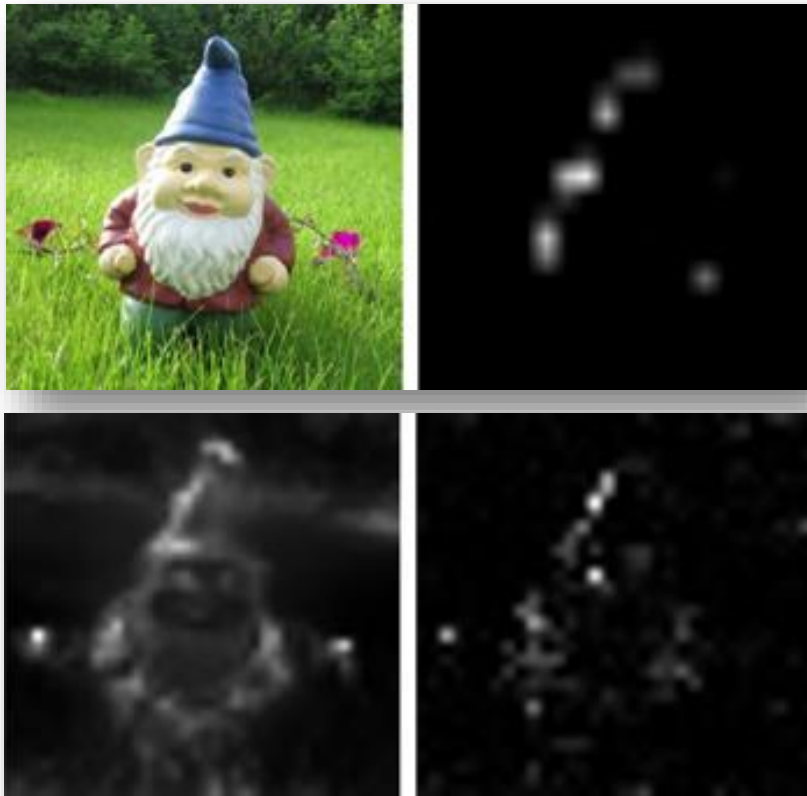
Salient object detection: a survey, arXiv 2014, Ali et. al.

What makes an object salient?

 Salient object detection: a survey, arXiv 2014, Ali et. al.

Hypothesis for Salient object detection

- Local contrast



A Model of Saliency-Based Visual Attention for Rapid Scene Analysis, IEEE TPAMI 1998, Itti et al.

Hypothesis for Salient object detection

- Global contrast



Spatial weighting

Region size


$$S(r_k) = \sum_{r_k \neq r_i} \exp(-D_s(r_k, r_i)) w(r_i) D_r(r_k, r_i)$$

Region contrast by sparse histogram comparison.

📄 Global Contrast based Salient Region detection. IEEE TPAMI 2015 (CVPR 2011), Cheng et al.

Hypothesis for Salient object detection

- Spatial distribution




- 📄 Learning to Detect a Salient Object, IEEE TPAMI 2011 (CVPR 2007), Liu et al.
- 📄 Efficient Salient Region Detection with Soft Image Abstraction, ICCV 2013, Cheng et al.

Hypothesis for Salient object detection

- Sparse noises
 - Background residing in a low dimensional space with salient objects as sparse noises



 A Unified Approach to Salient Object Detection via Low Rank Matrix Recovery, CVPR 2012, Shen et. al.

Hypothesis for Salient object detection

- Focusness



Image


Uniqueness

Focusness

Salient Region Detection by UFO: Uniqueness, Focusness and Objectness, ICCV 2013, Jiang et al.

Hypothesis for Salient object detection


- Center prior/bias




Salient object detection: a benchmark, arXiv 2015, Ali et. al.

Hypothesis for Salient object detection

- Backgroundness



 Geodesic saliency using background priors, ECCV, 2012, Wei et al.

Hypothesis for Salient object detection

- Objectness


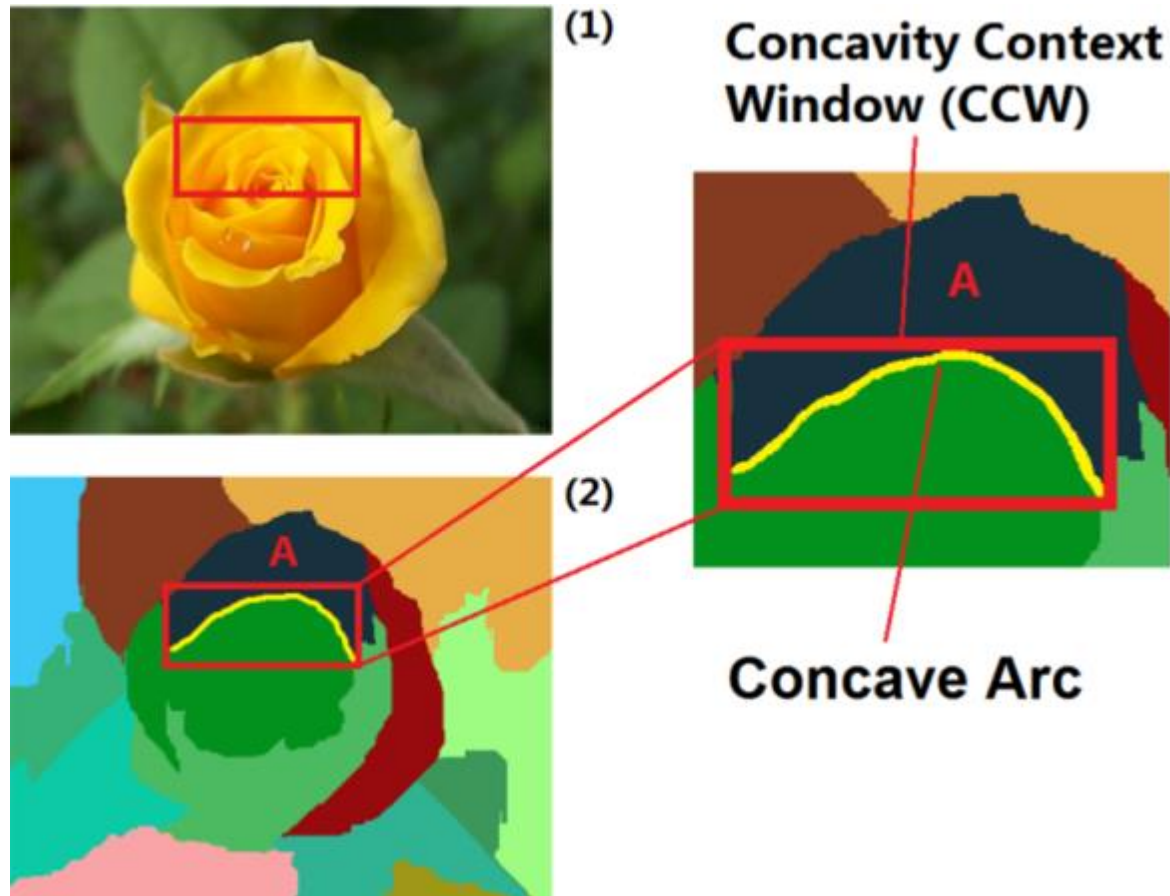


Figure 1. An illustration of our approach from images to the final saliency map: (a) Input Image (b) objectness detections, (c) saliency prior from objectness, (d) diverse density scores for pixels, (e) the final saliency map, and (f) the segmented object.

Category-independent object-level saliency detection, ICCV 2013, Jia et. al.

Hypothesis for Salient object detection

- Convexity



Salient object detection using concavity context, ICCV 2011, Lu et al.

Block-based vs. region based

- Pixels/patches → regions/super-pixels
 - Efficiency consideration
 - Abstract unnecessary details
 - Region contain complementary cues

Constantly shifting to region based analysis for robustness.

#	Model	Pub	Year	Elements
1	FG [10]	MM	2003	PI
2	RSA [77]	MM	2005	PA
3	RE [11]	ICME	2006	mPI + RE
4	RU [85]	TMM	2007	RE
5	AC [9]	ICVS	2008	mPA
6	FT [81]	CVPR	2009	PI
7	ICC [80]	ICCV	2009	PI
8	EDS [79]	PR	2009	PI
9	CSM [95]	MM	2010	PI + PA
10	RC [86]	CVPR	2011	RE
11	HC [86]	CVPR	2011	RE
12	CC [96]	ICCV	2011	mRE
13	CSF [82]	ICCV	2011	mPA
14	FO [73]	ICCV	2011	PA + RE
15	EB [97]	BMVC	2011	mRE
16	SF [54]	CVPR	2012	RE
17	HLR [98]	CVPR	2012	RE
18	...	ECCV	2012	PA/RE
19	...	TIP	2013	RE
20	...	CVPR	2013	hRE
21	MR [101]	CVPR	2013	RE
22	...	CVPR	2013	RE
23	...	CVPR	2013	RE
24	PCA [84]	CVPR	2013	PA + PE
25	GU [89]	ICCV	2013	RE
26	...	ICCV	2013	RE
27	...	ICCV	2013	PA + mRE
28	DSR [91]	ICCV	2013	mRE
29	MC [103]	ICCV	2013	RE
30	UFO [104]	ICCV	2013	RE
31	CIO [105]	ICCV	2013	RE
32	SLMR [106]	BMVC	2013	RE
33	LSMD [107]	AAAI	2013	RE
34	SUB [90]	CVPR	2013	RE
35	PDE [108]	CVPR	2014	RE
36	RBD [109]	CVPR	2014	RE

Salient object detection: a survey, arXiv 2014, Ali et. al.

Intrinsic cues vs. Extrinsic cues

- Intrinsic cues only from input image itself
 - Contrast, spatial distribution, center prior, etc.
- Extrinsic cues of similar images
 - User annotations, depth map, or statistical information of similar images

Heuristics vs. feature learning

- Use supervised learning approach to map the regional feature vector to a saliency score

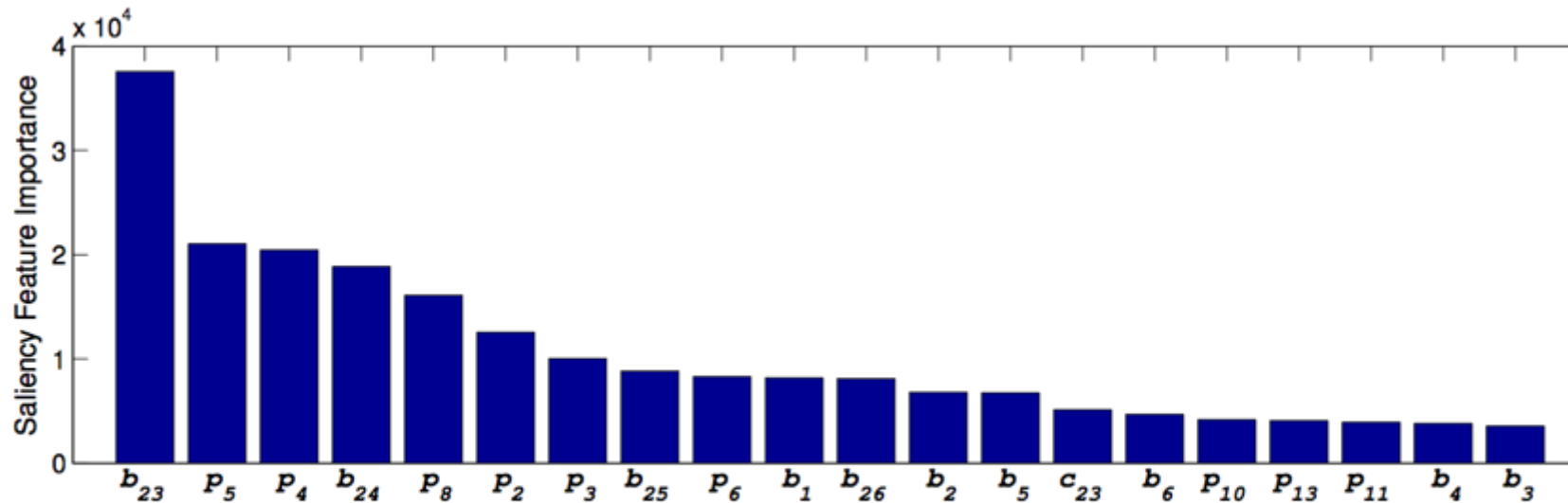



Figure 3. The most important 20 regional features. See Table 1 and Table 2 for the description of the features.

Salient Object Detection: A Discriminative Regional Feature Integration Approach, CVPR 2013, Jiang et al.

Saliency maps aggregation/optimization

- Linear
- Non-Linear
- Adaptive
- Hierarchical
- Bayesian
- Energy minimization
- Least square solver
- Gaussian MRF

How to optimally combine different saliency maps is still an open problem.

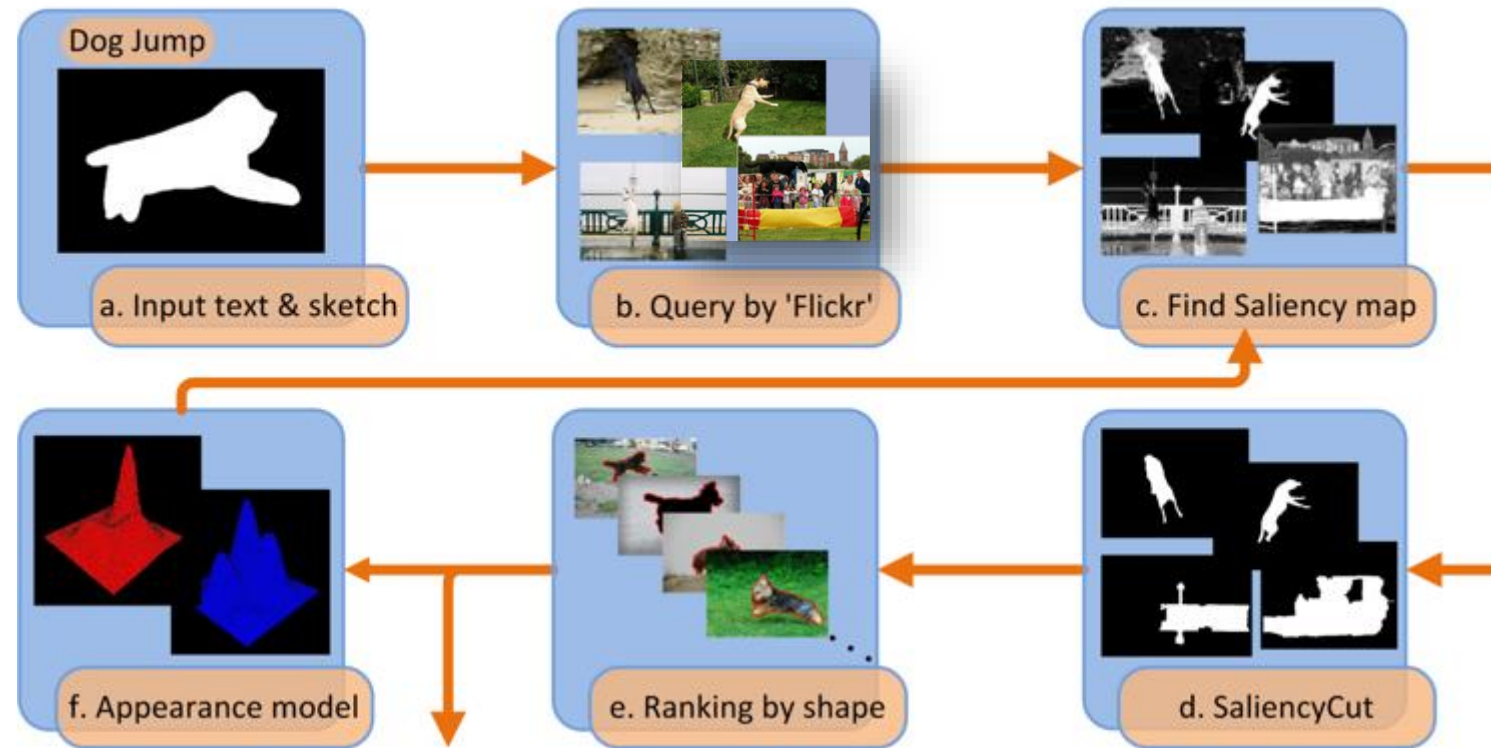


Enables automatic initialization provided by salient object detection.

📄 Global Contrast based Salient Region detection. IEEE TPAMI 2015 (CVPR 2011), Cheng et al.

Applications


- Is salient object detection for 'simple' images useful?



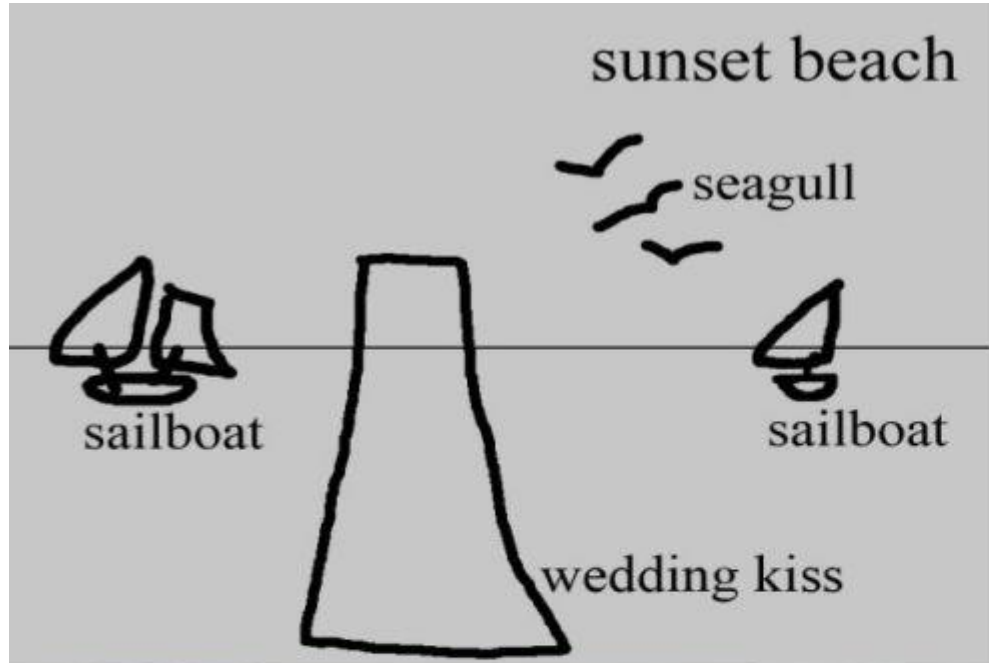
SalientShape: Group Saliency in Image Collections, The Visual Computer 2014. Cheng et. al.

Applications


- Illustration of learned appearance models
 - Accords with our understanding of these categories



Applications



📄 Sketch2Photo: internet image montage, ACM TOG 2009. Chen et. al.





📄 Web-image driven best views of 3d shapes, The Visual Computer 2012. Liu et al.



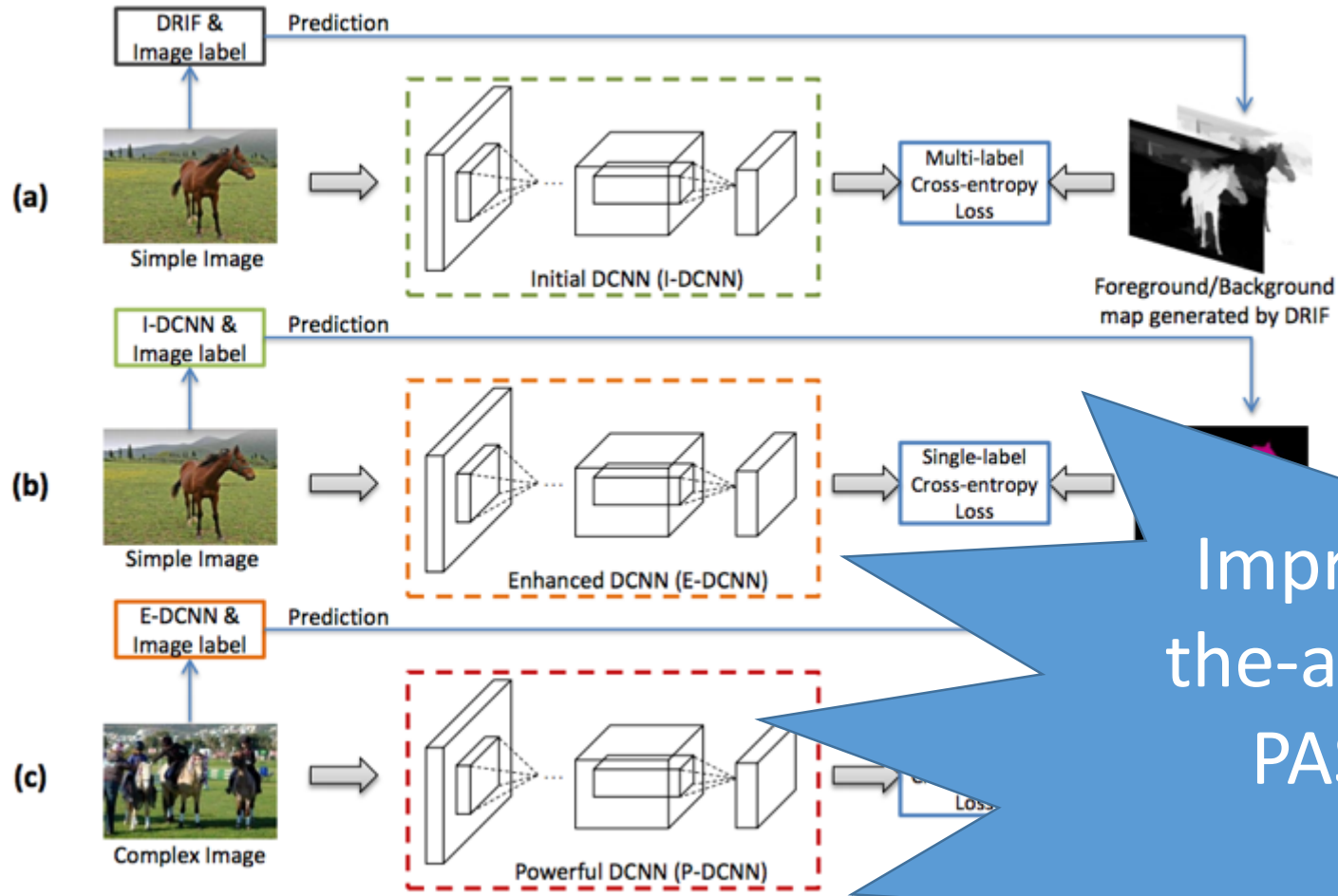
📄 Saliency for image Manipulation, The Visual Computer 2013, Margolin et al.



 Semantic Colorization with Internet Images, ACM TOG 2011. Chia et al.



Unsupervised Object Discovery via Saliency-Guided Multiple Class Learning, IEEE CVPR 2012. Zhu et al.



Improve state-of-the-art by 10+% on PASCAL VOC!!


STC: A Simple to Complex Framework for Weakly-supervised Semantic Segmentation, Wei et al., arXiv 2015.



Don't ask what segments can do for you, ask what you can do for the segments.

— Jitendra Malik


How about complicated images?



Objectness proposals



Motivation: What is an object?



Motivation: What is an object?

- An objectness measure
 - A value to reflect how likely an image window covers an object of any category.
- What's the benefits?
 - Improve computational efficiency, reduce the search space
 - Allowing the usage of strong classifiers during testing, improve accuracy

 [Measuring the objectness of image window](#), IEEE TPAMI 2012, Alexe et. al.


Motivation: What is an object?

- What is a good objectness measure?
 - Achieve **high object detection rate (DR)**
 - Any undetected objects at this stage cannot be recovered later
 - Produce a **small number of proposals**
 - Reducing computational time of subsequent detectors
 - Obtain **high computational efficiency**
 - The method can be easily involved in various applications
 - Especially for realtime and large-scale applications;
 - Have **good generalization ability** to unseen object categories
 - The proposals can be reused by many category specific detectors
 - Greatly reduce the computation for each of them.

A feature integration approach


- Objectness proposal generation
 - A small number (e.g. 1K) of category-independent proposals
 - Expected to cover all objects in an image



 Measuring the objectness of image windows. PAMI 2012, Alexe, et. Al.

Region merging & Diversification

- Region merging
 - Merge two most similar regions based on region similarity.
 - Update similarities between the new region and its neighbors.
- Diversification




 [Selective Search for Object Recognition](#), IJCV 2013, Uijlings et. Al.

Local & global search


- Local search
 - Unsuitable for object with distinct parts
- Global search
 - Initialize with foreground/background seeds
 - A global optimization function for each parameter set



 Generating object segmentation proposals using global and local search, CVPR 2014, Rantalankila et al.

- Our observation: a small interactive demo
 - Take you pen and paper and draw an object which is current in your mind.
 - What if we resize it to a tiny fixed size?
 - E.g. 8x8. Not only changing the scale, but also aspect ratio.





 BING: Binarized Normed Gradients for Objectness Estimation at 300fp, IEEE CVPR 2014 (Oral), M.M. Cheng, et. al.

BING method

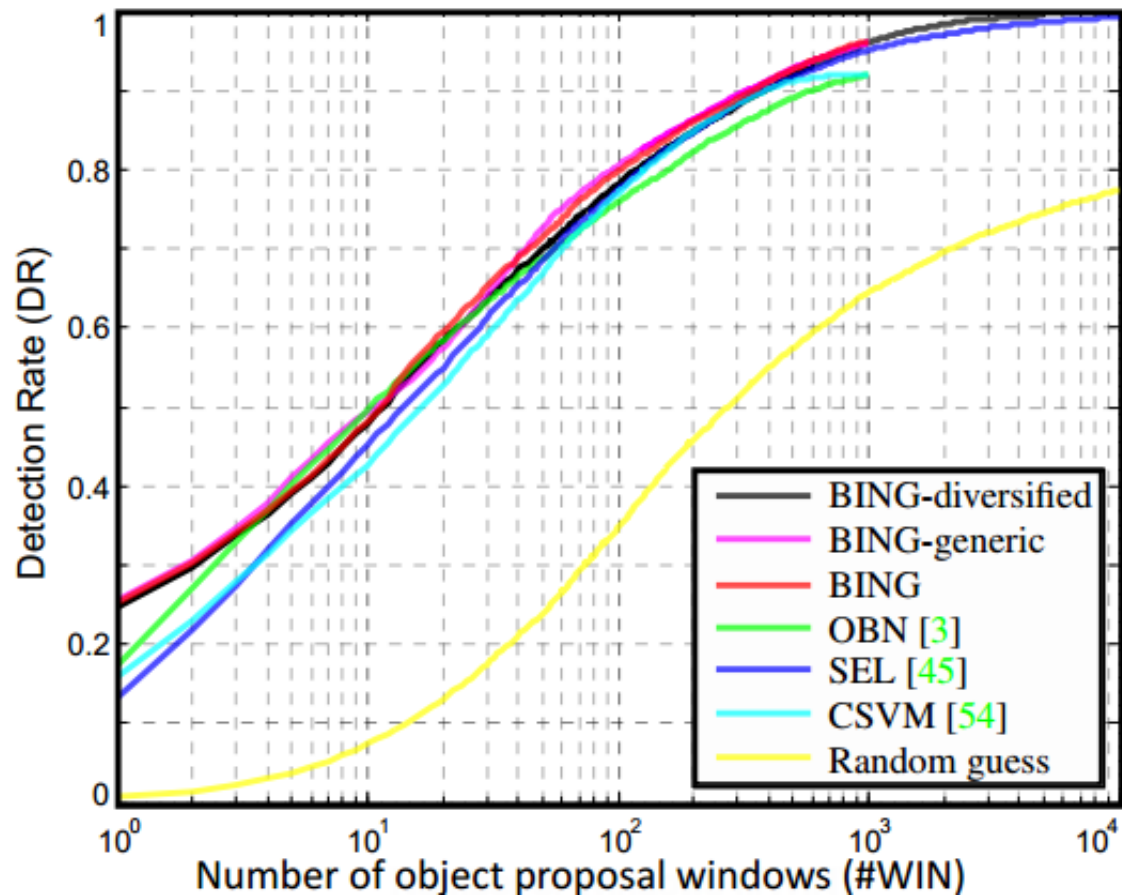
- Objects are stand-alone things with well defined **closed boundaries** and centers.

- 📄 [Finding pictures of objects in large collections of images](#). Springer Berlin Heidelberg, 1996, Forsyth et. al.
- 📄 [Using stuff to find things](#). ECCV 2008, Heitz et. al.
- 📄 [Measuring the objectness of image window](#), IEEE TPAMI 2012, Alexe et. al.



- Object window: circular?
- None object window

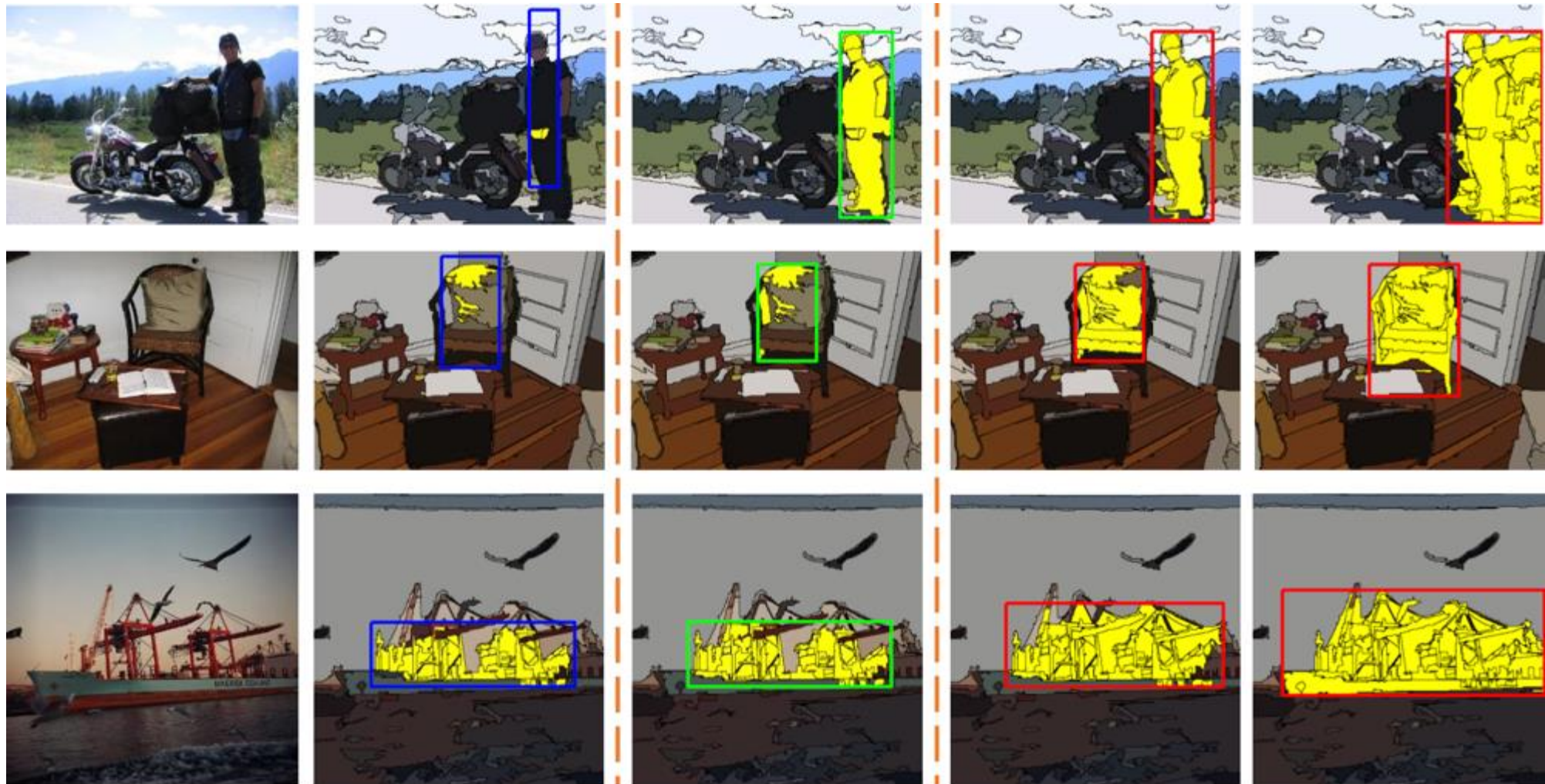
Experimental results of BING method



Method	[22]	OBN [3]	CSVM [57]	SEL [48]	Our BING
Time (seconds)	89.2	3.14	1.32	11.2	0.003

Table 1. Average computational time on VOC2007.

Combining boxes and regions



(a) Input

(b) Initial boxes

(c) Box Alignment

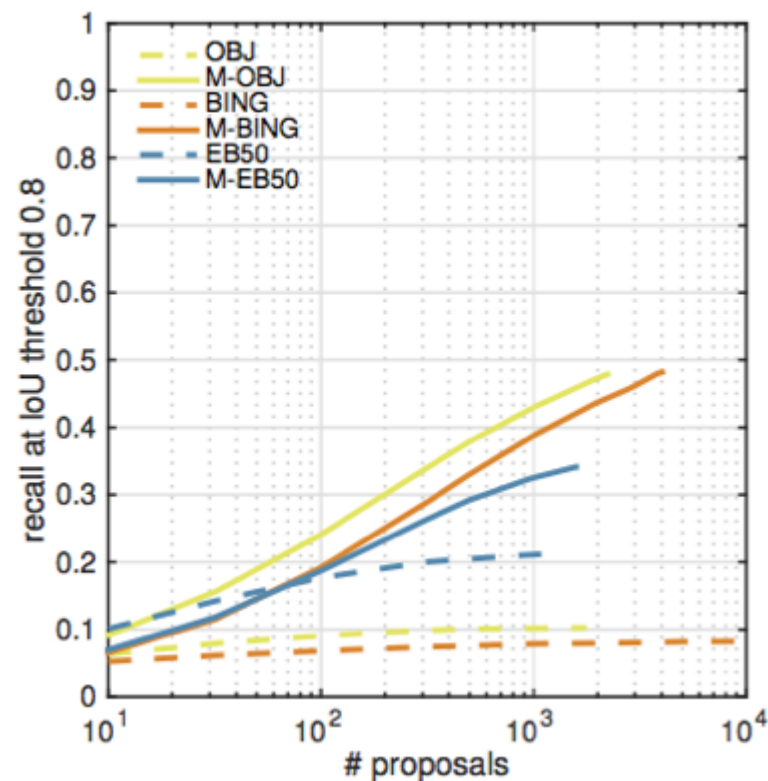
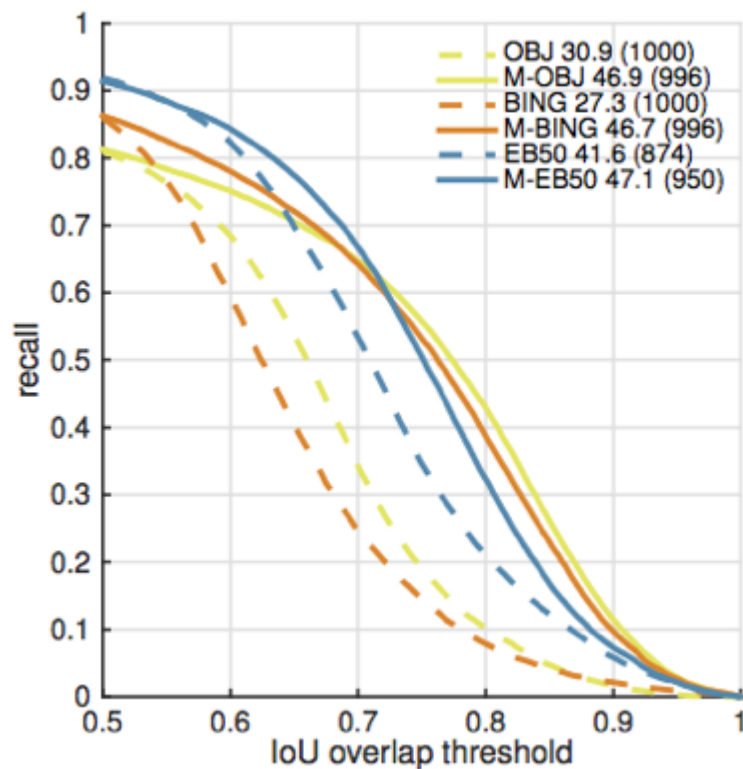
(d) $\delta = 0.7$

(e) $\delta = 0.3$

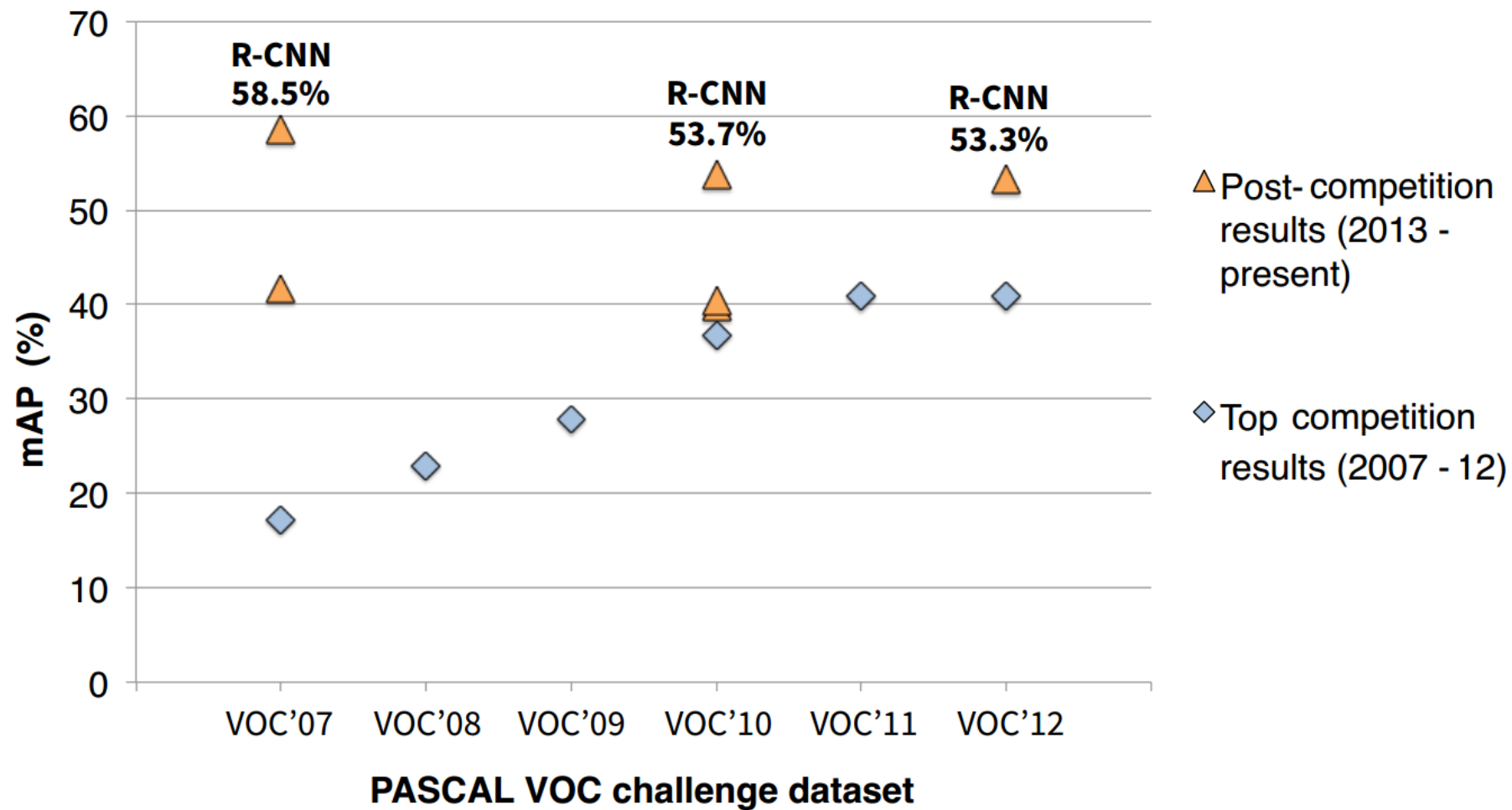
Improving Object Proposals with Multi-Thresholding Straddling Expansion, IEEE CVPR 2015, Chen, et. al.

Combining boxes and regions

- Experimental results



Improving Object Proposals with Multi-Thresholding Straddling Expansion, IEEE CVPR 2015, Chen, et. al.



 [Rich Feature Hierarchies for Accurate Object Detection and Semantic Segmentation](#), IEEE CVPR 2014, Girshick et al.

Future work in objectness proposals

- High detection rate under large IoU
- Running speed
- Small number of proposals
- Exploring more applications

Thanks!

Tutorial webpage: <http://mmcheng.net/saltutorial/>